

1.

2.

3.

4.

1.

2.

3.

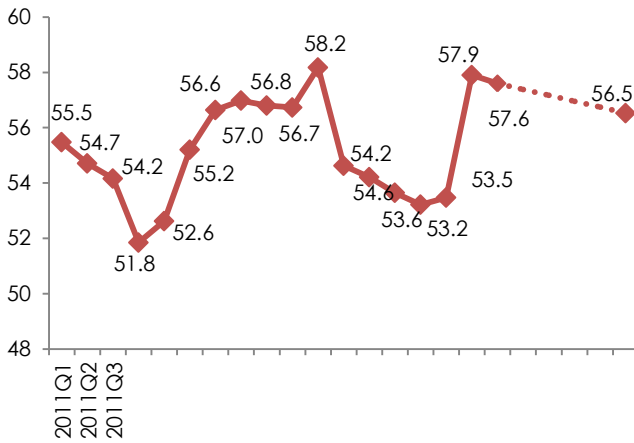
4.

2016

2016-11-17

1.

2016 3 2015 2016 56.5 2 1.1



1 51.2 2 3.3 62.4 2 2016 3 1.4 2 63.3 2 3.1 2 41.4 2 2.6 2 54.0 2 11.8

2016

12
+86 755 2216 2800

518001
+86 755 2216 2900

<http://www.worldunion.com.cn>

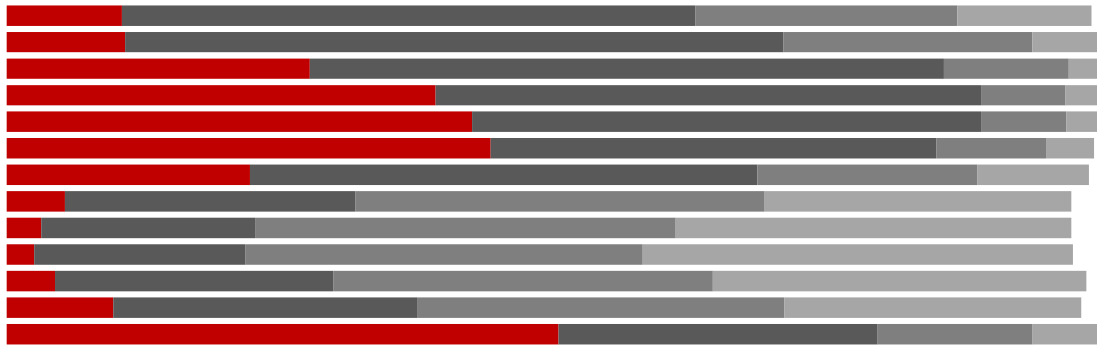
	2015Q2	2016Q3	2015Q2	2016Q3	2015Q2	2016Q3
	37.26%	67.65%	26.47%	15.69%	36.27%	16.66%
	30.29%	63.23%	28.01%	18.53%	41.69%	18.24%
	22.83%	60.24%	23.76%	23.52%	53.41%	16.25%

	2015Q2	2016Q3	2015Q2	2016Q3	2015Q2	2016Q3
	38.11%	69.41%	25.68%	13.33%	36.21%	17.26%
	40.78%	62.80%	28.81%	21.17%	30.41%	16.03%
	65.23%	69.48%	16.20%	16.65%	18.57%	13.87%

26.8% 3 2 11.7 27.6% 2 6.6 50%

2011Q4	9.8%	15.2%	38.5%	36.4%
2012Q1	12.8%	15.2%	38.7%	33.4%
2012Q2	18.3%	18.2%	31.5%	32.1%
2012Q3	19.1%	19.0%	31.3%	30.6%
2012Q4	23.2%	16.5%	32.6%	27.7%
2013Q1	22.9%	14.5%	35.1%	27.5%
2013Q2	22.7%	18.1%	32.2%	27.0%
2013Q3	27.7%	17.3%	27.9%	27.2%
2013Q4	19.1%	14.2%	34.6%	32.2%
2014Q1	19.2%	12.7%	33.5%	34.6%
2014Q2	18.1%	12.9%	31.6%	37.4%
2014Q3	17.8%	13.9%	29.4%	38.9%
2014Q4	19.1%	14.0%	31.2%	35.7%
2015Q1	21.3%	15.1%	33.0%	30.6%
2015Q2	21.3%	15.1%	33.0%	30.6%
2016Q3	27.6%	26.8%	15.2%	30.3%

3.



37% 13.9% 78.4% 2 19.2% 2

2 1.6% 1.4% 2013 1 49.7%

2013 1 2 2 1.4% 2

3 4 14

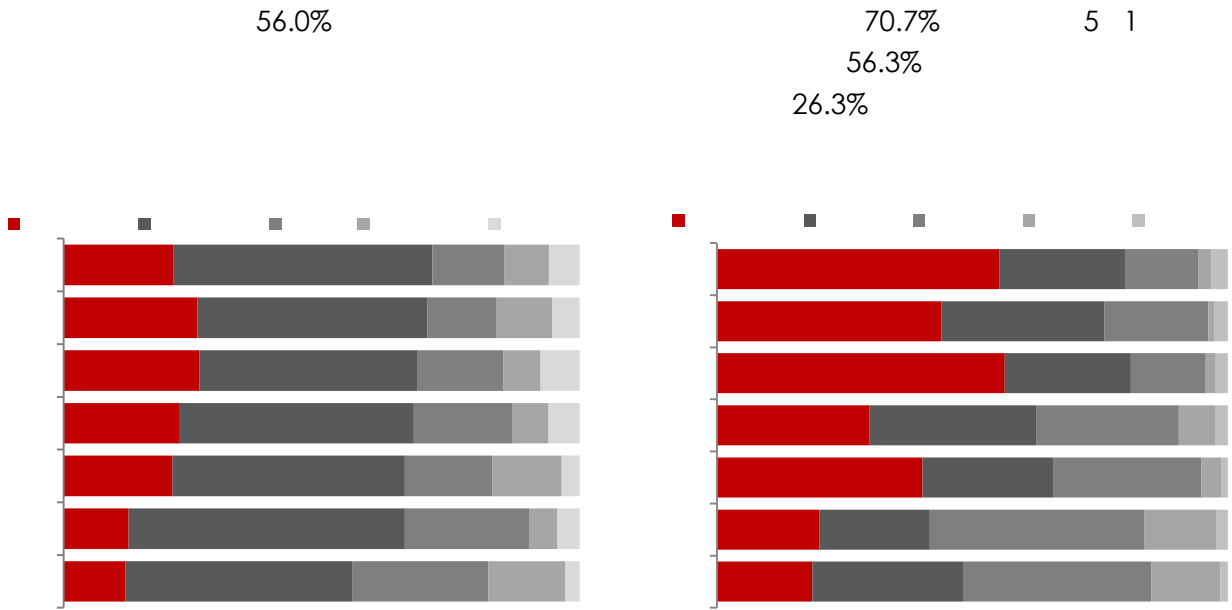
4.

53.2 61.8 68.9


33.9%

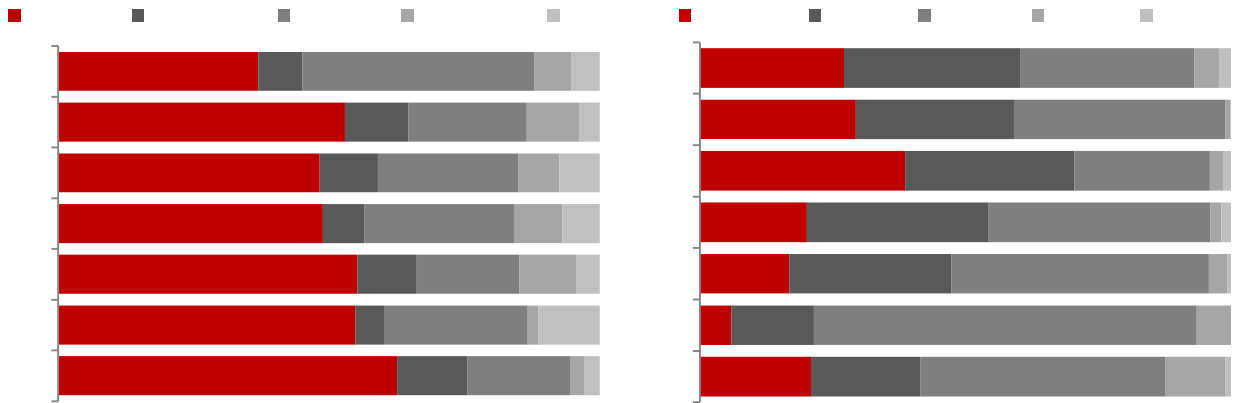
65.4 59.1 44.4

60.9

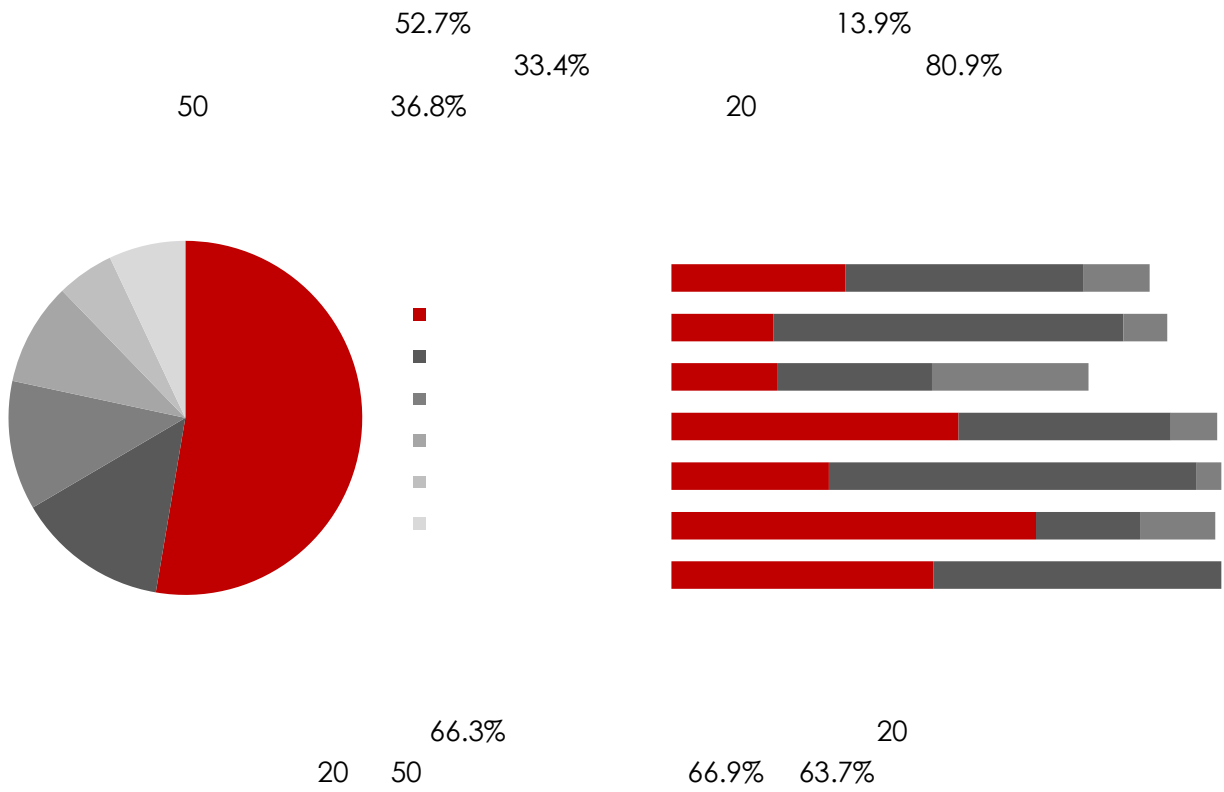


1.





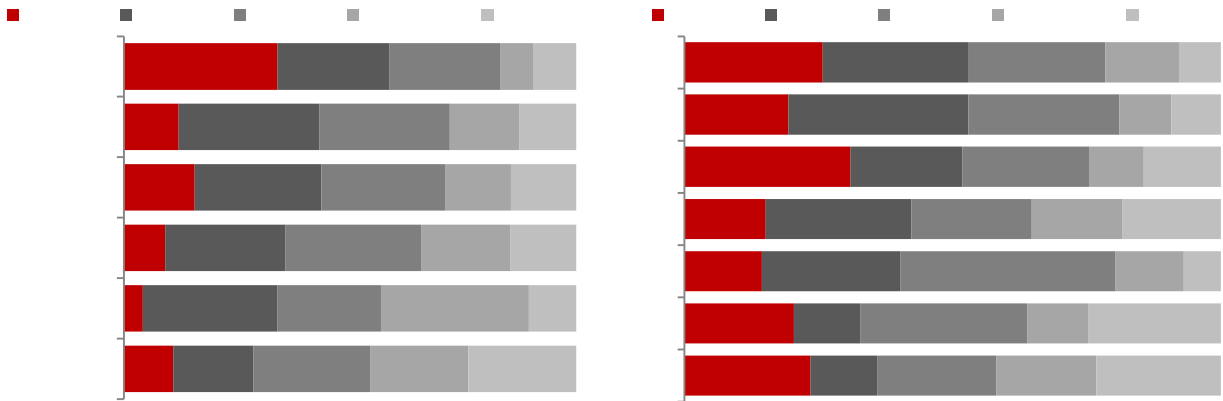
2.



3.

36.8%

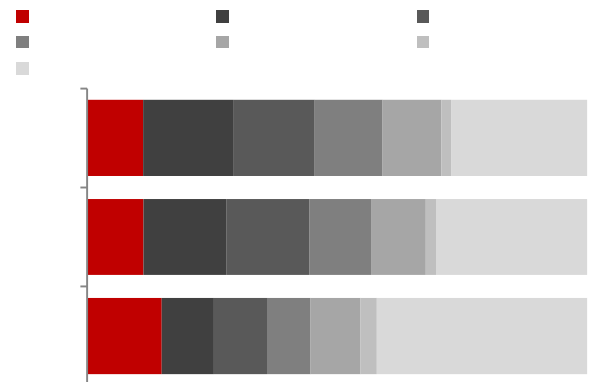
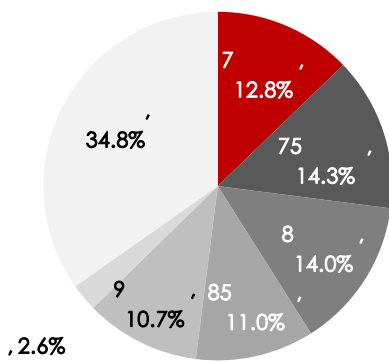
43.2% 58.7%



52.9% 51.8% 18-35 32.8% 35.9% 52.9%

4.

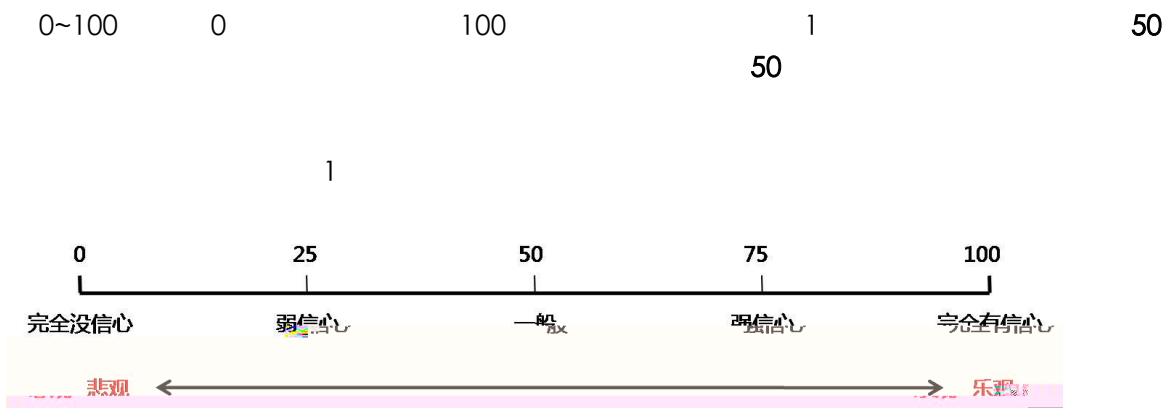
52.1% 2 2.6% 2 85 8 85
 34.8% 2 12.1% 6.9 76.5% 61.4%
 87.3%



7	14.9%			2
8	45.5%	2	11.3	

1

2016 9 7-9 28 43096



2